 Name _____ Date _____



Circle the Beginning Sound

Say the picture name. Circle the letter you hear first.



A E



D B



C T



B D



S F



H N

FOR TEACHERS & PARENTS

Skill: Hearing the first sound in a word and matching it to a letter.
Goal: Child says each picture name and circles the beginning letter.
Tip: Say the word, then stretch the first sound: /a/… apple. Offer the name if needed.

© kinderESL.com · Free for personal & classroom use

 Name _____ Date _____



Write the Beginning Sound

Say the picture name. Trace the letter, then write it.



TRACE E

WRITE



TRACE K

WRITE

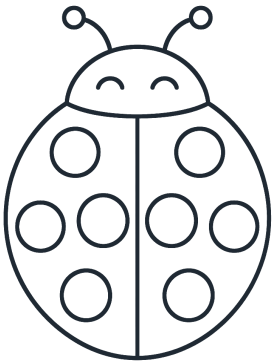

TRACE L

WRITE



TRACE P

WRITE



TRACE S

WRITE



TRACE T

WRITE

FOR TEACHERS & PARENTS

Skill: Isolating a beginning sound and writing the matching uppercase letter.
Goal: Child traces the letter starting at the green guide dot, then writes it.
Tip: If a letter shape is hard, have the child air-write it first, then use the pencil.

© kinderESL.com · Free for personal & classroom use