PHONICS · CVC WORD FAMILY · AGES 4–6 Name _____ Date _____

The -at Word Family

These words all end with -at. They rhyme!



Look at the picture. Read the word. Trace it, then write it.

PICTURE	READ	TRACE · WRITE
	**cat** c + at	cat
	**hat** h + at	hat
	**bat** b + at	bat
	**mat** m + at	mat
	**rat** r + at	rat

FOR TEACHERS & PARENTS

Skill: Reading and tracing CVC -at family words; blending an onset with the -at rime.
Goal: Child reads cat, hat, bat, mat, and rat, then traces each word and writes it on the line below.
Tip: Say the first sound, then -at, then blend: /k/ + at cat. Point to the picture after each word.

© kinderESL.com · Free for personal & classroom use

 Name _____ Date _____

Match the -at Words

Draw a line, then cut and glue each word under its picture.

1 Draw a line

Match each picture to its word.











cat

bat

mat

hat

rat

2 Cut and paste

Glue each word under the matching picture.



glue



glue



glue



glue



glue

CUT OUT THE WORDS

bat rat cat hat mat

FOR TEACHERS & PARENTS

Skill: Matching a CVC -at word to its picture; one-to-one word-picture correspondence.
Goal: Child draws a line from each picture to its word, then glues the cut-out words in place.
Tip: Read each word aloud first. Paste answer key, left to right: cat, hat, bat, mat, rat.

© kinderESL.com · Free for personal & classroom use