 Name _____ Date _____

A Low-Prep Farm Lesson

A 20-minute plan you can print and take to the carpet. Use with our farm matching sheet if you

1 At a glance

Time	About 20 minutes, plus a song if you have time left.
Language	cow, pig, sheep, duck, horse, chicken; moo, oink, baa, quack, neigh, cluck.
You need	These pages, a crayon for each child, and (optional) the farm cut-and-paste worksheet.
Goal	Children hear, say, and match five farm animal names and sounds.

2 Lesson steps

1. Warm-up (3 min). Make one animal sound. Children guess the animal and join the sound.
2. Present (5 min). Show each animal picture. Say the name, pause, then say the sound.
3. Practice (7 min). Children point to the animal you name, then make the sound together.
4. Apply (5 min). Children draw a line from the animal to its sound word on this page.

FOR TEACHERS & PARENTS

Skill: Farm animal names and sounds; listening and speaking.
Goal: By the end, children can name and sound at least three animals without a model.
Tip: If the group is new to English, teach three animals today and add the rest tomorrow.

Free for home & classroom use. Not for resale.

 Name _____ Date _____

Listen, Point, and Match

3 Draw a line from each animal to its sound


cow


pig


sheep


duck


horse

oink

neigh

moo

quack

baa

FOR TEACHERS & PARENTS

Skill: Animal names and sound words; matching.
Goal: Child draws a line from each animal to the sound it makes.
Tip: Do the first one together: "The cow says moo." Then let them try the rest.

Free for home & classroom use. Not for resale.