 Name _____ Date _____

# How Do You Feel Today?

Look at the face. Say the feeling. Then make the face yourself.

## 1 Cut out the feeling cards



**happy**



**sad**



**angry**



**surprised**



**sleepy**



**calm**

FOR TEACHERS & PARENTS

**Skill:** Feeling words and simple social-emotional language.
**Goal:** Child names a feeling and can point to the face that matches a short story you tell.
**Tip:** Start with happy, sad, and angry. Add the others later. Always pair the word with the face.


Free for home & classroom use. Not for resale.

 Name _____ Date _____

# Match the Feeling

## 2 Circle the face that matches the sentence

**I lost my crayon.**


happy


sad


angry

**I see a surprise party!**


surprised


sad


calm

**I am ready to rest.**


sleepy


angry


happy

FOR TEACHERS & PARENTS

**Skill:** Listening for meaning and naming feelings.
**Goal:** Child hears a short situation and circles the matching feeling face.
**Tip:** Read the sentence twice. Ask, "How would you feel?" before they circle.


Free for home & classroom use. Not for resale.