MATH · NUMBERS 1–5 · AGES 3–5 Name _____ Date _____

Winter Ten Frames: Count to 5

Penny is counting her winter treasures. Will you help?



Count the pictures. Circle the right number. Trace the number.

TEN FRAME	CIRCLE	TRACE
	1 3 2	1 1 1
	2 4 1	2 2 2
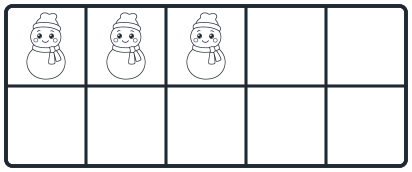	5 3 2	3 3 3
	3 1 4	4 4 4
	4 5 2	5 5 5

FOR TEACHERS & PARENTS

Skill: Counting 1–5 on a ten frame, one-to-one correspondence, numeral recognition and formation.
Goal: Child counts the pictures in the ten frame, circles the matching number, and traces it.
Tip: Touch each picture as you count. The top row fills first, left to right. Then color the pictures!

© kinderESL.com · Free for personal & classroom use

 Name _____ Date _____

Fill the Ten Frame

Color the boxes, then cut and match the numbers.

1 Fill the ten frame

Dot or color the right number of boxes.

1 Color 1 box. Start at the top left.

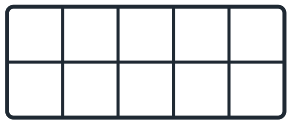

2 Color 2 boxes. Start at the top left.



3 Color 3 boxes. Start at the top left.



4 Color 4 boxes. Start at the top left.



5 Color 5 boxes. Start at the top left.



2 Cut and match

Count the dots. Glue the matching number under each ten frame.

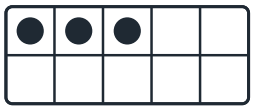

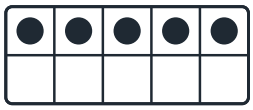



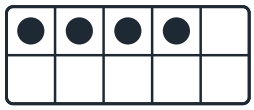

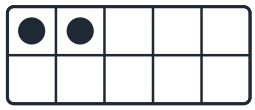

CUT OUT THE NUMBERS

1	2	3	4	5

FOR TEACHERS & PARENTS

Skill: Representing numbers 1–5 on a ten frame; matching a set to a numeral.

Goal: Child colors the correct number of boxes, then glues each cut-out number under its matching frame.

Tip: Color from the left, top row first. Match answer key (left to right): 3, 5, 1, 4, 2.

© kinderESL.com · Free for personal & classroom use