Name _____ Date _____



Rhyming Pictures

Say the words. Circle the picture that rhymes.

Name each picture. Then circle the one that sounds the same at the end.

THIS WORD		CIRCLE THE ONE THAT RHYMES	
 cat	rhymes with?	 hat	 sun
 duck	rhymes with?	 tree	 truck
 tree	rhymes with?	 bee	 pig
 sun	rhymes with?	 coat	 bun
 coat	rhymes with?	 boat	 fish

FOR TEACHERS & PARENTS

Skill: Phonological awareness: hearing and identifying rhyming pairs from picture names.
Goal: Child says each picture name and circles the picture that rhymes with the first one.
Tip: Say the names slowly and stretch the ending: cat / hat. Offer the words if a child is stuck.

© kinderESL.com · Free for personal & classroom use

 Name _____ Date _____

Cut and Paste Rhymes

Cut out the pictures. Glue each one next to its rhyming pair.

1 Glue the rhyming picture

Say both words to check that they rhyme.

 duck	rhymes with	glue the picture here
 sun	rhymes with	glue the picture here
 cat	rhymes with	glue the picture here
 coat	rhymes with	glue the picture here
 tree	rhymes with	glue the picture here

CUT OUT THE PICTURES

 hat

 bee

 truck

 boat

 bun

FOR TEACHERS & PARENTS

Skill: Matching rhyming picture pairs; fine-motor cut-and-paste practice.
Goal: Child cuts out the pictures and glues each one beside its rhyming partner.
Tip: Answer key, top to bottom: truck, bun, hat, boat, bee. Color the pictures when you finish.

© kinderESL.com · Free for personal & classroom use