Name _____ Date _____

Count and Match 1 to 10

Count the pictures or dots. Circle the matching number.

COUNT THE PICTURES · 1 TO 5



1 3 6



2 4 5



1 3 8



2 4 7



3 5 9

COUNT THE TEN FRAMES · 6 TO 10

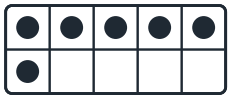

4 6 8

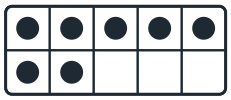

5 7 10



3 8 9



6 9 10



8 7 10

FOR TEACHERS & PARENTS

Skill: Counting 1–10 with one-to-one correspondence; reading numerals.
Goal: Child counts each group or ten frame and circles the matching number.
Tip: For ten frames, count the top row of five first, then the dots on the bottom row.

© kinderESL.com · Free for personal & classroom use

Name _____ Date _____

Write How Many

Count the dots in each ten frame. Write the number in the box.



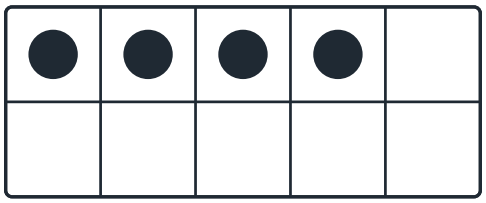
HOW MANY? ☐


HOW MANY? ☐


HOW MANY? ☐

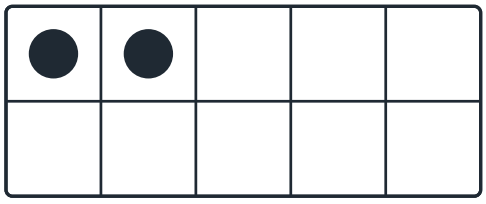
HOW MANY? ☐


HOW MANY? ☐

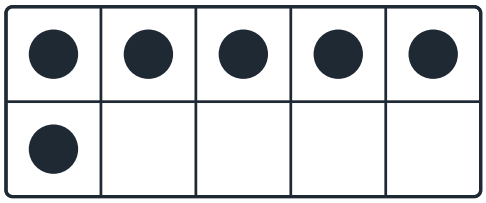
HOW MANY? ☐


HOW MANY? ☐


HOW MANY? ☐

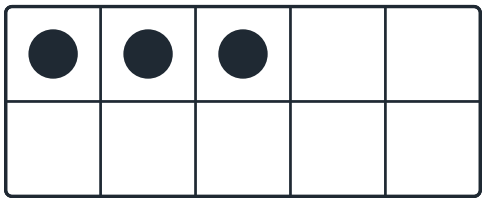
HOW MANY? ☐

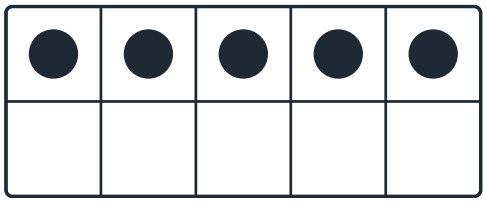
HOW MANY? ☐

FOR TEACHERS & PARENTS

Skill: Reading a ten frame and writing numerals 1–10.

Goal: Child counts the dots and writes the number in the box under each frame.

Tip: The frames are mixed, not in order, so children have to count rather than copy a sequence.

© kinderESL.com · Free for personal & classroom use