 Name _____ Date _____

What Do We Wear in Winter?

Name each item. Then pretend to put it on.



1 Cut out the winter clothes cards



hat



scarf



mittens



coat



boots



ice skates

FOR TEACHERS & PARENTS

Skill: Winter clothing vocabulary and dressing language: "Put on your ___."
Goal: Child names the item and can mime putting it on when you give the instruction.
Tip: Use TPR: "Put on your hat." "Take off your mittens." Go slowly and repeat.

Free for home & classroom use. Not for resale.

 Name _____ Date _____

Dress Penny for the Snow

2 Circle the clothes Penny needs. Cross out the ones she does not.



Penny



hat



scarf



sun hat



boots



sunglasses



mittens

FOR TEACHERS & PARENTS

Skill: Winter vs. summer clothing; following a simple instruction.
Goal: Child circles hat, scarf, boots, and mittens, and crosses out sun hat and sunglasses.
Tip: Ask why: "Why not sunglasses?" Let them tell you in any mix of home language and English.

Free for home & classroom use. Not for resale.